



Blended Look

GLAZED PORCELAIN

BEST  **TILE**® / BESTTILE.COM


Step In



DARK



DECORS



2x2 Mosaic
on 12x12 Sheet
Matte


VARIATION



DUST



DECORS




2x2 Mosaic
on 12x12 Sheet
Matte

VARIATION



GREY



DECORS



2x2 Mosaic
on 12x12 Sheet
Matte


VARIATION



TAUPE



DECORS



2x2 Mosaic
on 12x12 Sheet
Matte

VARIATION



BEST TILE®

Blended Look

GLAZED PORCELAIN

Step In



COLORS, SIZES & AVAILABILITY

NOMINAL SIZE	FINISH	THICKNESS	GROUT JOINT	DARK	DUST	GREY	TAUPE
12 x 24 Rectified	Matte	8.5 mm	1/8"	✓	✓	✓	✓
2 x 2 Mosaic	Matte	8.5 mm	N/A	✓	✓	✓	✓

✓ Stock Item. ⌚ Non-Stock Item. Requires Extra Lead Time.

TECH INFO

<p>ORIGIN: Italy</p> <p>SHADE VARIATION: V3 - Moderate Variation</p> <p>WEAR RATING: Class 5 - Rated for all residential and commercial applications</p> <p>It is not recommended to stagger any tile longer than 15" more than 1/3 the length of the tile.</p>	RECOMMENDED APPLICATIONS			
	R	LC	C	
	FLOORS	●	●	●
	WALLS / BACKSPLASH	●	●	●
	POOL DECKING	*	*	
EXTERNAL USE - FROST PROOF	*	*	*	

R = Residential, LC = Light Commercial, C = Commercial

● Approved for this application. * Discuss proper installation method with your Sales Representative.

TILE PERFORMANCE DATA

TECHNICAL FEATURE	NORMS	RESULTS
Water Absorption	ISO 10545-3	≤ 0.1 %
Abrasion Resistance (Glazed)	ISO 10545-7	5
Breaking Strength	ISO 10545-4	≥ 47 N/mm ²
Dynamic Coefficient of Friction Wet	AcuTest	0.7
Dimensions Range	ISO 10545-2	Conforms
Frost Resistance	ISO 10545-12	Frost Proof
Chemical Resistance - Household Chemicals	ISO 10545-13	Resistant
Chemical Resistance - Low Concentration of Acids and Bases	ISO 10545-13	Resistant
Thermal Shock Resistance	ISO 10545-9	Resists
Resistance to Stains	ISO 10545-14	Cleanable

Wall // STEP IN DUST 12X24 & 2X2 MOSAIC
Floor // STEP IN DUST 12X24

Always inspect materials prior to installation. Always mix 2-3 cartons at a time while installing to insure the best blend. All product images are representative only. Variation in color and shading is to be expected. Final selection should be made from actual tile samples.



VIEW WEBPAGE

PHILIP J. COOPER
CHIPPERFIELD TASCHEN
MEIER TASCHEN
PIANO TASCHEN

PHILIP J. COOPER
CALATRAVA
LE CORBUSIER

Backsplash // STEP IN TAUPE 12X24

BEST  TILE®

BESTTILE.COM

MARYLAND | MASSACHUSETTS | NEW JERSEY | NEW YORK | NORTH CAROLINA | PENNSYLVANIA | RHODE ISLAND | VERMONT | VIRGINIA